

SAFETY DATA SHEET



KWIKSAN

APPLIED PRODUCTS AUSTRALIA PTY LTD

Catalogue number: AP689

Version No: EP1.2

Safety Data Sheet according to WHS and ADG requirements

SECTION 1 IDENTIFICATION OF THE SUBSTANCE / MIXTURE AND OF THE COMPANY / UNDERTAKING

Product Identifier

Product name	KWIKSAN
Synonyms	AP689
Proper shipping name	FLAMMABLE LIQUID, N.O.S.
Other means of identification	Not Available

Relevant identified uses of the substance or mixture and uses advised against

Relevant identified uses	Surface sanitiser
--------------------------	-------------------

Details of the supplier of the safety data sheet

Registered company name	APPLIED PRODUCTS AUSTRALIA PTY LTD
Address	11 Gamma Close, Beresfield 2322 NSW Australia
Telephone	(02) 4966 5516
Fax	(02) 4966 5510
Website	www.actichem.com.au
Email	info@actichem.com.au

Emergency telephone number

Association / Organisation	Poisons Information Centre
Emergency telephone numbers	13 11 26
Other emergency telephone numbers	Not Available


SECTION 2 HAZARDS IDENTIFICATION

Classification of the substance or mixture

HAZARDOUS CHEMICAL. DANGEROUS GOODS. According to the Model WHS Regulations and the ADG Code.

Poisons Schedule	None
GHS Classification ^[1]	STOT - SE (Narcosis) Category 3, Flammable Liquid Category 2, Eye Irritation Category 2A
Legend:	1. Classified by Chemwatch; 2. Classification drawn from HSIS; 3. Classification drawn from EC Directive 1272/2008 - Annex VI

Label elements

GHS label elements	 
--------------------	---

SIGNAL WORD	DANGER
-------------	--------

Hazard statement(s)

H336	May cause drowsiness or dizziness
H225	Highly flammable liquid and vapour
H319	Causes serious eye irritation

Precautionary statement(s) Prevention

P210	Keep away from heat, hot surfaces, sparks, open flames and other ignition sources. No smoking.
P271	Use only outdoors or in a well-ventilated area.
P241	Use explosion-proof electrical / ventilating / lighting / intrinsically safe equipment.
P242	Use only non-sparking tools.
P243	Take precautionary measures against static discharge.
P261	Avoid breathing mist / vapours / spray.
P280	Wear protective gloves and eye protection.

Precautionary statement(s) Response

P305+P351+P338+P337+P313	IF IN EYES: Rinse cautiously with water for several minutes. Remove contact lenses, if present and easy to do. Continue rinsing. If eye irritation persists, get medical advice / attention.
P303+P361+P353+P352+P332+P313	IF ON SKIN (or hair): Take off immediately all contaminated clothing. Rinse skin with water / shower and soap. If skin irritation occurs, get medical advice / attention.
P304+P340+P312	IF INHALED: Remove person to fresh air and keep at rest in a position comfortable for breathing. Call a POISON CENTER or doctor if you feel unwell.
P370+P378	In case of fire: Use alcohol resistant foam or normal protein foam for extinction.

Precautionary statement(s) Storage

P403+P405+P233	Store locked up, in a well-ventilated place. Keep container tightly closed.
P410+P235	Protect from sunlight. Keep cool.

Precautionary statement(s) Disposal

P501	Dispose of contents / container in accordance with local government regulations.
------	--

SECTION 3 COMPOSITION / INFORMATION ON INGREDIENTS**Substances**

See section below for composition of Mixtures

Mixtures

CAS No	%[weight]	Name
64-17-5.	70-80%	<u>ethanol, denatured</u>
-	10-30%	<u>Water and non-hazardous ingredients</u>

The specific chemical identity and/or exact percentage (concentration) of composition has been withheld as a trade secret.

SECTION 4 FIRST AID MEASURES**Description of first aid measures**

Eye Contact	<p>If this product comes in contact with the eyes:</p> <p>Wash out immediately with fresh running water for 10 to 15 minutes.</p> <p>Ensure complete irrigation of the eye by keeping eyelids apart and away from eye and moving the eyelids by occasionally lifting the upper and lower lids.</p> <p>If pain persists or recurs seek medical attention.</p> <p>Removal of contact lenses after an eye injury should only be undertaken by skilled personnel.</p>
Skin Contact	<p>If skin contact occurs:</p> <p>Flush skin and hair with running water (and soap if available).</p> <p>Seek medical attention in event of irritation.</p>
Inhalation	<p>If fumes or combustion products are inhaled remove from contaminated area.</p> <p>Lay patient down. Keep warm and rested.</p> <p>Prostheses such as false teeth, which may block airway, should be removed, where possible, prior to initiating first aid procedures.</p> <p>Apply artificial respiration if not breathing, preferably with a demand valve resuscitator, bag-valve mask device, or pocket mask as trained. Perform CPR if necessary.</p> <p>Obtain medical advice / attention without delay.</p> <p>If necessary, transport to hospital, or doctor.</p>
Ingestion	<p>If swallowed do NOT induce vomiting.</p> <p>If vomiting occurs, lean patient forward or place on left side (head-down position, if possible) to maintain open airway and prevent aspiration.</p> <p>Observe the patient carefully.</p> <p>Never give liquid to a person showing signs of being sleepy or with reduced awareness; i.e. becoming unconscious.</p> <p>Give water to rinse out mouth, then provide liquid slowly and as much as casualty can comfortably drink.</p> <p>Seek medical advice.</p>

Indication of any immediate medical attention and special treatment needed

Treat symptomatically.

SECTION 5 FIREFIGHTING MEASURES

Extinguishing media

	<ul style="list-style-type: none"> ▶ Alcohol stable foam. ▶ Dry chemical powder. ▶ BCF (where regulations permit). ▶ Carbon dioxide. ▶ Water spray or fog - Large fires only.
--	--

Special hazards arising from the substrate or mixture

Fire Incompatibility	▶ Avoid contamination with oxidising agents i.e. nitrates, oxidising acids, chlorine bleaches, pool chlorine etc. as ignition may result
----------------------	--

Advice for firefighters

Fire Fighting	<ul style="list-style-type: none"> ▶ Alert Fire Brigade and tell them location and nature of hazard. ▶ May be violently or explosively reactive. ▶ Wear breathing apparatus plus protective gloves in the event of a fire. ▶ Prevent, by any means available, spillage from entering drains or water course. ▶ Consider evacuation (or protect in place). ▶ Fight fire from a safe distance, with adequate cover. ▶ If safe, switch off electrical equipment until vapour fire hazard removed. ▶ Use water delivered as a fine spray to control the fire and cool adjacent area. ▶ Avoid spraying water onto liquid pools. ▶ Do not approach containers suspected to be hot.
Fire/Explosion Hazard	<ul style="list-style-type: none"> ▶ Liquid and vapour are highly flammable. ▶ Severe fire hazard when exposed to heat, flame and/or oxidisers. ▶ Vapour may travel a considerable distance to source of ignition. ▶ Heating may cause expansion or decomposition leading to violent rupture of containers. ▶ On combustion, may emit toxic fumes of carbon monoxide (CO), carbon dioxide (CO₂), silicon dioxide (SiO₂) and other pyrolysis products typical of burning organic material.

SECTION 6 ACCIDENTAL RELEASE MEASURES

Personal precautions, protective equipment and emergency procedures

Minor Spills	<ul style="list-style-type: none"> ▶ Remove all ignition sources. NO SMOKING ▶ Clean up all spills immediately. ▶ Avoid breathing vapours and contact with skin and eyes. ▶ Control personal contact with the substance, by using protective equipment. ▶ Contain and absorb small quantities with vermiculite or other absorbent material. ▶ Wipe up. ▶ Collect residues in a flammable waste container.
Major Spills	<ul style="list-style-type: none"> ▶ Clear area of personnel and move upwind. ▶ Alert Fire Brigade and tell them location and nature of hazard. ▶ NO SMOKING, naked lights or ignition sources. ▶ May be violently or explosively reactive. ▶ Wear breathing apparatus plus protective gloves. ▶ Prevent, by any means available, spillage from entering drains or water course. ▶ Consider evacuation (or protect in place). ▶ Increase ventilation. ▶ Stop leak if safe to do so. ▶ Water spray or fog may be used to disperse /absorb vapour. ▶ Absorb on sand, dirt, vermiculite or similar absorbent material. Place into labelled drums and dispose of according to local government regulations. Immediately notify emergency services (Police or Fire Brigade) if the spill is too large for you to safely and effectively handle.
	Personal Protective Equipment advice is contained in Section 8 of the SDS.

SECTION 7 HANDLING AND STORAGE

Precautions for safe handling

Safe handling	<p>Containers, even those that have been emptied, may contain explosive vapours. Do NOT cut, drill, grind, weld or perform similar operations on or near containers.</p> <p>DO NOT allow clothing wet with material to stay in contact with skin. Avoid all personal contact, including inhalation.</p> <p>Wear protective clothing when risk of exposure occurs.</p> <p>Use in a well-ventilated area.</p> <p>Prevent concentration in hollows and sumps.</p> <p>DO NOT enter confined spaces until atmosphere has been checked.</p> <p>Avoid smoking, naked lights, heat or ignition sources</p> <p>When handling DO NOT eat, drink or smoke.</p> <p>Vapour may ignite on pumping or pouring due to static electricity.</p>
Other information	<p>Store in original containers in approved flame-proof area.</p> <p>No smoking, naked lights, heat or ignition sources.</p> <p>DO NOT store in pits, depressions, basements or areas where vapours may be trapped.</p> <p>Keep containers securely sealed.</p> <p>Store away from incompatible materials in a cool, dry and well ventilated area.</p> <p>Protect containers against physical damage and check regularly for leaks.</p> <p>Observe manufacturer's storage and handling recommendations contained within this SDS.</p>

Conditions for safe storage, including any incompatibilities

Suitable container	Packaging as supplied by the manufacturer. Plastic containers may only be used if they are approved for containing flammable liquids. Check that containers are properly labelled and free from leaks.
Storage incompatibility	Avoid caustics, strong acids oxidising agents and nitrates. Dissolves rubber, many plastics, resins and some coatings.

SECTION 8 EXPOSURE CONTROLS / PERSONAL PROTECTION**Control parameters****OCCUPATIONAL EXPOSURE LIMITS (OEL)****INGREDIENT DATA**



Source	Ingredient	Material name	TWA	STEL	Peak	Notes
Australia Exposure Standards	ethanol, denatured	Ethyl alcohol	1880 mg/m ³ / 1000 ppm	Not Available	Not Available	Not Available

EMERGENCY LIMITS

Ingredient	Material name	TEEL-1	TEEL-2	TEEL-3
ethanol, denatured	Ethyl alcohol; (Ethanol)	Not Available	Not Available	Not Available

Ingredient	Original IDLH	Revised IDLH
ethanol, denatured	15,000 ppm	3,300 [LEL] ppm

Exposure controls

Appropriate engineering controls	Maintain adequate ventilation at all times. In most circumstances natural ventilation systems are adequate. If ventilation is poor, then the use of a local exhaust ventilation system is recommended.
Personal protection	 
Eye and face protection	Safety glasses with side shields OR Chemical goggles. Contact lenses may pose a special hazard; soft contact lenses may absorb and concentrate irritants. Lens should be removed at the first signs of eye redness or irritation - lens should be removed in a clean environment only after workers have washed hands thoroughly.
Skin protection	See Hand protection below
Hands/feet protection	Wear chemical protective gloves. PE/EVAL/PE, Teflon or PVA are recommended for this application.
Body protection	See Other protection below
Other protection	Overalls. PVC Apron. Eyewash unit.
Thermal hazards	Not Available

SECTION 9 PHYSICAL AND CHEMICAL PROPERTIES**Information on basic physical and chemical properties**

Appearance	Clear liquid		
Physical state	Liquid	Relative density (Water = 1)	0.794
Odour	Mild solvent odour	Partition coefficient n-octanol / water	Not Available
Odour threshold	Not Available	Auto-ignition temperature (°C)	Not Available
pH (as supplied)	6-8	Decomposition temperature	Not Available
Initial boiling point and boiling range (°C)	Not Available	Molecular weight (g/mol)	Not Available
Flash point (°C)	Not Available	Taste	Not Available
Evaporation rate	Not Available	Explosive properties	Not Available
Flammability	HIGHLY FLAMMABLE.	Oxidising properties	Not Available
Upper Explosive Limit (%)	Not Available	Surface Tension (dyn/cm or mN/m)	Not Available
Lower Explosive Limit (%)	Not Available	Volatile Component (%vol)	Not Available
Vapour pressure (kPa)	Not Available	Gas group	Not Available
Solubility in water (g/L)	Miscible	pH as a solution (1%)	Not Applicable
Vapour density (Air = 1)	Not Available	VOC g/L	Not Available

SECTION 10 STABILITY AND REACTIVITY

Reactivity	See section 7
Chemical stability	Unstable in the presence of incompatible materials. Product is considered stable. Hazardous polymerisation will not occur.
Possibility of hazardous reactions	See section 7
Conditions to avoid	See section 7
Incompatible materials	See section 7
Hazardous decomposition products	See section 5

SECTION 11 TOXICOLOGICAL INFORMATION

Information on toxicological effects

Inhaled	Inhalation of vapours may cause drowsiness and dizziness. This may be accompanied by sleepiness, reduced alertness, loss of reflexes, lack of co-ordination, and vertigo. Inhalation of vapours or aerosols (mists, fumes), generated by the material during the course of normal handling, may be damaging to the health of the individual. There is some evidence to suggest that the material can cause respiratory irritation in some persons. The body's response to such irritation can cause further lung damage.
Ingestion	Accidental ingestion of the material may be damaging to the health of the individual.
Skin Contact	Skin contact is not thought to have harmful health effects (as classified under EC Directives); Entry into the blood-stream, through, for example, cuts, abrasions or lesions, may produce systemic injury with harmful effects. Examine the skin prior to the use of the material and ensure that any external damage is suitably protected.
Eye	There is evidence that material may produce eye irritation in some persons and produce eye damage 24 hours or more after instillation. Severe inflammation may be expected with pain. Discomfort may last 2 days but usually the injury heals without treatment.
Chronic	No relevant data is available

SECTION 12 ECOLOGICAL INFORMATION

Toxicity

Not thought to be ecotoxic

Persistence and degradability

Ingredient	Persistence: Water/Soil	Persistence: Air
ethanol, denatured	LOW (Half-life = 2.17 days)	LOW (Half-life = 5.08 days)

Bio accumulative potential

Ingredient	Bioaccumulation
ethanol, denatured	LOW (LogKOW = -0.31)

Mobility in soil

Ingredient	Mobility
ethanol, denatured	HIGH (KOC = 1)

SECTION 13 DISPOSAL CONSIDERATIONS

Waste treatment methods

Product / Packaging disposal	<ul style="list-style-type: none"> ▶ Recycle containers whenever possible. ▶ Product residues and containers should be disposed of in accordance with local government regulations.
-------------------------------------	---

SECTION 14 TRANSPORT INFORMATION

Labels Required

	
Marine Pollutant	NO
HAZCHEM	•3Y

Land transport (ADG)

UN number	1993				
Packing group	II				
UN proper shipping name	FLAMMABLE LIQUID, N.O.S.				
Environmental hazard	No relevant data				
Transport hazard class	<table border="1"><tr><td>Class</td><td>3</td></tr><tr><td>Sub risk</td><td>Not Applicable</td></tr></table>	Class	3	Sub risk	Not Applicable
Class	3				
Sub risk	Not Applicable				
Special precautions for user	<table border="1"><tr><td>Special provisions</td><td>274</td></tr><tr><td>Limited quantity</td><td>1 L</td></tr></table>	Special provisions	274	Limited quantity	1 L
Special provisions	274				
Limited quantity	1 L				

SECTION 15 REGULATORY INFORMATION

Safety, health and environmental regulations / legislation specific for the substance or mixture

ETHANOL, DENATURED (64-17-5.) IS FOUND ON THE FOLLOWING REGULATORY LISTS

Australia Exposure Standards
Australia Inventory of Chemical Substances (AICS)
Australia Hazardous Substances Information System - Consolidated Lists

SECTION 16 OTHER INFORMATION

Other information

Classification of the preparation and its individual components has drawn on official and authoritative sources as well as independent review by the Chemwatch Classification committee using available literature references.

A list of reference resources used to assist the committee may be found at: www.chemwatch.net

The SDS is a Hazard Communication tool and should be used to assist in the Risk Assessment. Many factors determine whether the reported Hazards are Risks in the workplace or other settings. Risks may be determined by reference to Exposures Scenarios. Scale of use, frequency of use and current or available engineering controls must be considered.

This document is copyright.

Apart from any fair dealing for the purposes of private study, research, review or criticism, as permitted under the Copyright Act, no part may be reproduced by any process without written permission from CHEMWATCH. TEL (+61 3) 9572 4700.

Definitions and abbreviations

PC - TWA: Permissible Concentration-Time Weighted Average
PC - STEL: Permissible Concentration-Short Term Exposure Limit
IARC: International Agency for Research on Cancer
ACGIH: American Conference of Governmental Industrial Hygienists
STEL: Short Term Exposure Limit
TEEL: Temporary Emergency Exposure Limit.
IDLH: Immediately Dangerous to Life or Health Concentrations
OSF: Odour Safety Factor
NOAEL: No Observed Adverse Effect Level
LOAEL: Lowest Observed Adverse Effect Level
TLV: Threshold Limit Value
LOD: Limit of Detection
OTV: Odour Threshold Value
BCF: Bio Concentration Factors
BEI: Biological Exposure Index

End of SDS